



September 2015



Sun	Mon	Tue	Wed	Thu	Fri	Sat
		1 Read a book together about the first day of school. Where will you go to school?	2 Play school bus with stuffed toys in seats that are lined up. Use colored sheets of paper for the seats.	3 Count and sort colored cereal rings or buttons.	4 Cut open an apple and look for the star inside. Count all the seeds.	5 Say three nursery rhymes together.
6 Read <u>The Three Bears</u> together. Act it out as a family.	7 Make some play dough at home. Roll it into snake shapes and cut it with a plastic knife.	8 Sort a large box of crayons or markers by color.	9 National Teddy Bear Day: Throw a Teddy Bear Tea Party.	10 Draw a picture of everyone in your immediate family, including your pets, if you have them.	11 It's Make Your Bed Day. Learn how to pull up the covers and put a pillowcase on your pillow!	12 Visit the library and ask the librarian for a good fairy tale.
13 Sing "The Wheels on the Bus" with all the motions.	14 Write letters on dried butter beans with a Sharpie. Have your child match the beans to letters in muffin cups.	15 Make a Hat Day! Read <u>Curious George Rides a Bike</u> & make a hat similar to the boat George makes.	16 Paint a picture of an apple tree with food coloring mixed into corn syrup using cotton swabs.	17 How high can you stack a tower of blocks, boxes, or Lego bricks before you knock it down?	18 Play restaurant. Make menus with pictures cut from magazines.	19 Celebrate "Talk Like a Pirate Day" and read NH author David McPhail's <u>Edward and the Pirates</u> .
20 Count to 20 together.	21 Learn how to crack an egg into a bowl. Say the Humpty Dumpty nursery rhyme.	22 Read a wordless picture book together.	23 Build a secret fort under a table or in a corner with an old blanket.	24 Go for a walk around your neighborhood. Count how many white houses you see.	25 Blow up a balloon and see how long you can keep it in the air. Rub it on your shirt. What happens?	26 Johnny Appleseed Day! Make an arrangement of apple slices, cheese, and raisins for lunch.
27 Practice writing your whole name with sidewalk chalk outside.	28 Sing "Old MacDonald" with as many animals and sounds as you can think of.	29 Visit the Post Office today. Buy a special stamp to mail a letter.	30 Thread necklaces of Cheerios and hang them outside on bushes for birds to eat.			

October 2015



Sun	Mon	Tue	Wed	Thu	Fri	Sat
				1 Play some music and clap to the beat.	2 Read a book and use different voices for the characters in the story.	3 Help your child write his/her name using finger paint.
4 Say a song like "Hickory, Dickory, Dock."	5 Visit your library and ask the librarian for a children's nonfiction craft book.	6 Make a bird feeder together by rolling a paper tube in peanut butter.	7 Read a book about a mouse and think of other words that begin with the letter "M."	8 Cut up a banana and count the slices before you eat them.	9 Write/draw a thank you note to a friend or family member.	10 Say what happened in your day from beginning to end.
11 Put a puzzle together and point out different shapes.	12 Look at pictures of family or friends and say their names.	13 Visit the library and read a book with rhyming words.	14 Make a snack together and ask questions about how it tastes.	15 Rake leaves in a pile and jump in!	16 Paint faces on small gourds or rocks.	17 Sing a song together like "Five Little Pumpkins" or another song you can teach your child.
18 Find leaves and sort into different colors.	19 Decorate a pumpkin with markers or paint.	20 Ask your librarian to teach you a fingerplay.	21 Make up a story about an animal you see outside, in a book, or in a photo.	22 Make a bowling alley with empty plastic bottles. Bowl with a light ball or crumpled wad of paper.	23 Find a road or other sign that begins with the first letter of your child's name.	24 Count the number of pumpkins you see in your neighborhood.
25 Write your child's name in his/her favorite color.	26 Say five words that all begin with the letter "p," like pumpkin.	27 Visit your library and ask about their children's programs.	28 Read a book that you can sing to.	29 Have your child help you put together a grocery list.	30 Read <u>Littlebat's Halloween Story</u> by NH author-Diane Mayr or a book about fall.	31 Make a puppet out of a paper bag and make up a story about the character.

November 2015




Sun	Mon	Tue	Wed	Thu	Fri	Sat
1 Teach the nursery rhyme "Mary Had a Little Lamb," written by NH author Sarah Josepha Hale.	2 Take a walk and jump in some leaves.	3 Visit your library and have your child vote for his/her favorite book on the Ladybug Award list.	4 Look for things in your house that start with the letter "N" for November.	5 Count backwards starting at 11.	6 Sing a song about turkeys.	7 Trace your hand and have your child color it into a turkey. Help your child write the word turkey.
8 Play "Simon Says" and take turns being Simon.	9 Read <u>Who Goes There ?</u> by NH author Jennifer Ericsson.	10 Attend a storytime or another program at your library.	11 This is the 11 th day of the 11 th month. Have your child count out 11 objects.	12 Do simple yoga exercises together.	13 Listen to a CD by Steve Blunt, a NH musician.	14 Read a nonfiction picture book about animals that hibernate.
15 Talk about the concept of half and show how an apple can be cut in half.	16 Make a play dough pie.	17 Clap out the number of syllables in "November." Can you think of other three syllable words?	18 Fill glasses with varying amounts of water and tap them with a wooden spoon to hear musical notes.	19 Make name plates for everyone at your Thanksgiving dinner.	20 Count the number of days before December.	21 Make and play your own version of Thanksgiving bingo with words like turkey, pumpkin and gravy.
22 Sing "I'm a Little Teapot."	23 Take a walk and learn to skip.	24 Visit the library and ask for children's poetry books.	25 Read a poem about Thanksgiving like one from Jack Prelutsky's <u>It's Thanksgiving</u> .	26 Happy Thanksgiving! Talk about what you are thankful for.	27 Read a bedtime story.	28 Do some fingerpainting together.
29 Do jumping jacks together and count the number that you can do.	30 Do a puzzle together.					

December 2015



Sun	Mon	Tue	Wed	Thu	Fri	Sat
		1 Read <u>The Mitten</u> . Jan Brett went to college in NH.	2 Build a castle with boxes and oatmeal cartons.	3 Go on an alphabet hunt around the block.	4 National Cookie Day. Make some cookies together.	5. Sing the nursery rhyme "The Three Little Kittens."
6. Draw letters on your child's back. Can he or she draw some letters on yours?	7. Read or tell <u>The House That Jack Built</u> .	8. Add food coloring to water in spray bottles and spray the snow.	9. Read an animal story, and then pretend to be an animal from the book.	10 Draw round people. (Rolie Polie Olie)	11 String cereal or pasta necklaces.	12 Play "Name That Tune" with humming.
13 National Cocoa Day Measure and drink some cocoa.	14 Act out <u>The Three Billy Goats Gruff</u> or <u>The Three Little Pigs</u> .	15 Visit the library.	16 Pretend to be a giant—figure out how big a house you need.	17 Maple Syrup Day Make pancakes in shapes.	18 Read <u>Red Sled</u> by NH author Lita Judge.	19. Squeak like a mouse or read some poetry.
20. Say two rhyming words and ask your child for more.	21. Draw a sunny day.	22.. Make playdough. Take turns measuring the ingredients.	23 Read <u>My Lucky Day</u> by Keiko Kasza.	24 Make letters out of string.	25 Come up with new verses for "If You're Happy and You Know It."	26 Talk about the moon and see if you can find the full moon tonight.
27 Talk about different customs and holidays .	28 Hop like a frog.	29 Count backward. Read <u>Ten, Nine, Eight</u> by Molly Bang.	30 Visit the library.	31 Read an Anansi story.		

January 2016



Sun	Mon	Tue	Wed	Thu	Fri	Sat
					1 Draw a flag and stars.	2 Play outside! Go sled- ding, ice skating, or build a snowman!
3 Make breath like a drag- on's smoke outside.	4 National Braille Day Poke dents in paper and feel them .	5 National Bird Day Read <u>Are You My Moth- er</u> by P.D. Eastman.	6 Talk about fog and cat's feet. Read a poem by Carl Sandburg.	7 Match socks doing laun- dry, roll them up and throw like snowballs.	8 Use pieces of yarn to make letters and num- bers.	9 Balloon Ascension Day Rub a balloon on the rug then stick it to the wall.
10 Tell good luck, bad luck stories.	11 Go to the library. Read <u>The Little Engine That Could.</u>	12 Sing "Ten Little Monkeys Jumping on the Bed."	13 Rubber Ducky Day Quack like a duck and play in the sink.	14 Practice making animal noises.	15 Read <u>I Stink</u> by Kate McMullan. Talk about other helpful vehicles.	16 Appreciate Dragon Day. Read <u>The Knight and the Dragon</u> by NH au- thor Tomie dePaola.
17 Read a book about air- planes and draw an airplane.	18 Be bouncy, jouncy, flouncy ,fun fun fun. Read a <u>Winnie the Pooh</u> story by A.A. Milne.	19 Finger paint using yogurt and food coloring.	20 Make letters out of playdough.	21 National Hugging Day Hug your favorite book, and then read it.	22 Visit the library.	23 Twirl like Angelina Balle- rina to the ABC song.
24 National Compliment Day. Say the most won- derful things about eve- rything.	25 Put snow in a bowl and play with measuring cups.	26 Read <u>Winter Woes</u> by NH author Marty Kelley.	27 Mozart Day Play piano (or bang pots and pans).	28 Read <u>More, More, More, Said the Baby</u> by Vera Williams (then play it)	29 Puzzle Day-complete a puzzle together.	30 Visit the library.
31 Read <u>In the Tall, Tall Grass</u> by Denise Flem- ing, and then crawl like a caterpillar.						

February 2016



Sun	Mon	Tue	Wed	Thu	Fri	Sat
	1 It's Love Your Library" Month, so visit the library!	2 Make shadow puppets and put on a show!	3 Trace letters of the alphabet with your fingers.	4 Cuddle under a blanket and share a story about summer.	5 Make up a song about your favorite animal.	6 How many words do you know that rhyme with "bear"?
7 Put ice cubes in hot, cold, and salt water. Which melts fastest?	8 Use cookie cutters as stencils with watercolor paints. (paint inside the cutter)	9 Share a story that makes you laugh.	10 Sing "I'm a Little Teapot," but change the objects. (snowman, puppy, etc.)	11 Draw a picture of things you did today.	12 Call a family member on the telephone to say hello.	13 Make a puppet out of a paper bag and tell a story with it.
14 Give ten hugs today! Happy Valentine's Day!	15 Look around the room and sing about the things you see.	16 Find a picture with no text and tell the story together with your own words.	17 Put a bar of Ivory soap in the microwave. Watch it expand like a snowy day!	18 Visit the library and read <u>The Snowy Day</u> by Ezra Jack Keats.	19 Use foam shapes stickers and cubes to create rubber stamps.	20 Run an errand and read different signs as you see them.
21 Test different objects in water (or oil) to see how they float or sink.	22 Tell a parent what your favorite color is and what things are that color.	23 Read a book of poetry together.	24 Act out a play of a book you like.	25 Sing a lullaby together before bed.	26 Visit the library.	27 Trace your foot. Measure how many of your "feet" tall you are. (Now do grown-up feet!)
28 Read <u>Winter Visitors</u> by NH author Karel Hayes.	29 Practice drawing shapes, then draw things inside the shapes					

March 2016



Sun	Mon	Tue	Wed	Thu	Fri	Sat
		1 March around the house to music or march outside.	2 Read a Dr. Seuss book to celebrate his birthday.	3 Take all the utensils out of the drawer. Sort them with your child.	4 Read or tell your child your favorite story from childhood.	5 Make a collage from old magazines with glue and scissors.
6 Look around the house (or outdoors) for objects and name the shapes	7 While in the car, count how many cars of a certain color you and your child see.	8 Search for items beginning with each letter of the alphabet. (inside or out)	9 Use different plastic containers or lids from the kitchen at bath time.	10 Make a list of ice cream flavors for a family vote. Buy and eat the most popular one!	11 Show how to insert a key in a lock and turn. Have your child do it.	12 Visit the library.
13 Look at a family photo album.	14 Make a simple book by stapling paper together. Write a story with your child.	15 Show your child a family collection.	16 Leave a note on your child's pillow.	17 Make up a batch of green pudding or Jello.	18 Make a simple treasure hunt to follow. Have a snack at the end!	19 Read a book about maple sugaring and visit a sugar shack.
20 Teach a song you learned when you were young.	21 Lay still with eyes closed. Name all the sounds you hear.	22 Identify knife, fork, spoon. Show how to set a table.	23 Play with a big bowl of uncooked rice. Use toy cars or scoops.	24 Cut, tear, glue, or paper punch paper.	25 Use sticky notes to label things in your home.	26 Visit the library.
27 Read <u>Mud</u> by NH author Mary Lyn Ray.	28 Use frozen bread dough to make letters.	29 Write a note to a special friend or family member. Mail it!	30 Show how to look up a number in the phone book. Give someone a call!	31. Talk about the expression "In like a lamb, out like a lion" and make the sounds of those animals.		

April 2016




Sun	Mon	Tue	Wed	Thu	Fri	Sat
					1 Learn a joke and tell it to someone.	2 Make a menu by gluing magazine or newspaper cut-outs on paper.
3 Play restaurant using the menu you made. Write down everyone's order.	4 Sing "Itsy Bitsy Spider" with hand motions.	5 Read <u>The House in the Night</u> , illustrated by NH resident Beth Krommes.	6 Tell a story about one of your stuffed animals.	7 Sing "It's Raining, It's Pouring."	8 Cut up scrap paper to practice scissor skills.	9 Find the first letter of your name on food packages in the house.
10 Think of words that rhyme with cat.	11 National Pet Day Read <u>What Pet Should I Get</u> by Dr. Seuss.	12 Visit the library.	13 Build a tower with blocks and count them.	14 Put on some music and dance.	15 Sing "Twinkle, Twinkle Little Star," first softly, than loudly.	16 Read a book about Spring.
17 Shape letters out of play dough.	18 Blow bubbles and count them as you pop them.	19 Play "I Spy" with colors.	20 Pick a "letter of the day" and hunt for it.	21 Count the buttons on a shirt or jacket.	22 Find things in your house that are green.	23 Read <u>Let it Rain</u> by NH author Maryann Cocca-Leffler.
24 Go outside and draw with sidewalk chalk.	25 Read a book about animals.	26 Go for a walk and talk about the plants you see.	27 Visit the library.	28 Practice drawing triangles.	29 Read your favorite book.	30 Sing "Head, Shoulders, Knees, and Toes."

May 2016



Sun	Mon	Tue	Wed	Thu	Fri	Sat
1 Make a maypole to celebrate May Day.	2 Create a shopping list and look for items in the store.	3 Make an outline to remember NH's Old Man of the Mountain.	4 Visit your library to celebrate Children's Book Week.	5 Make a "choco taco" for Cinco de Mayo.	6 Read <u>Everyone Can Ride a Bike</u> by Chris Raschka.	7 Make a card for Mother's Day. (tomorrow)
8 Make up your own tongue twister.	9 Read a story to your pet for Be Kind to Animals Week.	10 Read <u>If All the Animals Came Inside</u> by NH author Eric Pinder.	11 Find a bubble recipe and go outside to blow bubbles.	12 Read a limerick together for Limerick Day.	13 Go outside to look for lilacs, N.H.'s state flower.	14 Sort different colored items into a rainbow exhibit.
15 Find words that begin with the first letter of your name.	16 Have the whole family make a mailbox together.	17 Write notes to put in your family mailbox.	18 Happy Birthday Lillian Hoban! Read a Frances story.	19 Take a selfie of you in your favorite reading spot with a favorite book.	20 Use a cookie sheet and magnetic letters to practice spelling.	21 Play Simon Says to start the day.
22 Happy Birthday Arnold Lobel. Read a Frog and Toad book.	23 Happy Birthday, M.W. Brown! Read <u>Goodnight Moon</u> .	24 Look up three new words in the dictionary.	25 Make a bookmark.	26 Go outside to play a game of hopscotch.	27 Learn a new jump rope rhyme and exercise together.	28 Host a family game night.
29 Ask someone different to read to your child.	30 Write a thank you note to a veteran.	31 Make an alphabet scrapbook.				

June 2016




Sun	Mon	Tue	Wed	Thu	Fri	Sat
			1 Doughnut Day! What shape is a doughnut? Can you make one? Can you eat one?	2 Happy Birthday, Helen Oxenbury! Read <u>We're Going on a Bear Hunt</u> or <u>Farmer Duck</u> .	3 Write a rebus story together, using pictures for some of the words.	4 Practice the letters in your name by writing really big.
5 Trace and cut out one footprint for each child. Use it to measure things around the house.	6 Today is the sixth day of the six month. Clap or jump six times.	7 Create art with glue and sand.	8 Happy birthday, Judy Sierra! Read <u>Wild About Books</u> or <u>Counting Crocodiles</u> .	9 Read a wordless book together.	10 Happy birthday, Maurice Sendak! Read <u>Where the Wild Things Are</u> .	11 Use water and paintbrushes to create "disappearing paint" on the sidewalk.
12 Take a walk and count the blue cars that go past.	13 See how many letters you can find on your errands today.	14 World Juggling Day: How do they do that? Try it yourself.	15 Fly a Kite Day. Let's go fly a kite! Is it windy enough today?	16 Read <u>Henry Hikes to Fichburg</u> by NH author D.B. Johnson.	17 Eat your Vegetables Day. What color is your favorite vegetable?	18 Make a card for Father's Day. (tomorrow)
19 Go out for an ice cream cone.	20 Sing three nursery rhymes.	21 Visit the library. Ask the librarian about summer library events.	22 Help your child learn your phone number. Write it down and point to the numbers as you say them.	23 Find a brand new spot to read. Read for fifteen minutes.	24 Teach your child the differences between a penny, nickel, dime and quarter.	25 Happy birthday, Eric Carle! Use paint to create like the famous author.
26 Happy birthday, Charlotte Zolotow. Read one of her books.	27 Look for orange things today with your child.	28 Count to ten on your fingers. Add your toes for ten more.	29 Sort toys from smallest to largest.	30 Go outside at night. Recite "Star Light, Star Bright."		

July 2016



Sun	Mon	Tue	Wed	Thu	Fri	Sat
					1 Sing B-I-N-G-O.	2 Draw a picture of a favorite summer activity.
3 Take a walk together and point out different shapes.	4 Count the stars and stripes on the American flag and name all of the colors.	5 Read Gail Gibbon's <u>Ice Cream, the Full Scoop</u> .	6 Visit the library. Have you signed up your child for the summer reading program?	7 Talk about today as the 7 th day of the 7 th month. Count seven things that are blue.	8 Sing "Little Miss Muffet."	9 Make ice cream or frozen juice pops.
10 Write a list of all the different kinds of animals in your neighborhood.	11 Read <u>Blueberries for Sal</u> by Robert McCloskey.	12 Draw a rainbow with crayons and talk about the colors.	13 Read a book and point out words that begin with the same letter as your child's name.	14 Visit the library and check out some wordless picture books.	15 Dance together while listening to a Raffi CD or other music.	16 Share a wordless picture book and ask your child to make up a story.
17 Sing "Baa Black Sheep."	18 Use play dough to help your child make some letters of the alphabet.	19 Read a book by Dr. Seuss and try rhyming your own words for some extra fun.	20 National Moon Day. Read <u>Happy Birthday Moon</u> by Frank Asch.	21 Make up a bedtime story.	22 Visit the library and ask the librarian to teach you a fingerplay.	23 Pick some blueberries and make some muffins or another treat.
24 Play Hide and Seek.	25 Read <u>In the Wild</u> by NH author, David Elliott.	26 Visit the library and check out a book on the Ladybug Picture Book Award list.	27 Find pebbles or sticks and make the letters A, E, and L.	28 Read a book about camping or hiking.	29 Sing "The Ants Go Marching."	30 Talk about a favorite book that you have read together.
31 Enjoy a picnic in your yard or in a park and bring some books to read together.						

August 2016



Sun	Mon	Tue	Wed	Thu	Fri	Sat
	1 Play a board game with your family.	2 Make mud pie letters.	3 Watermelon Day Eat some watermelon and count the seeds.	4 Read <u>I Spy on the Farm</u> by Gail Gibbons.	5 Visit the library.	6 Sing "Head, Shoulders, Knees, and Toes."
7 Write a letter to a relative.	8 Take a walk and find letters.	9 Read <u>This is Not My Hat</u> by Jon Klassen.	10 Play "I See the Color."	11 Play in the Sand Day Trace letters in the sand.	12 Make a fairy house.	13 Use sidewalk chalk.
14 Write your name in sand.	15 National Tell a Joke Day Check out a joke book from your library.	16 Sing "Row, Row, Row Your Boat."	17 Read <u>The Napping House</u> by Audrey Wood.	18 Talk about your feelings.	19 Play in the sprinkler.	20 Paint things that make you happy.
21 Sing "You Are My Sunshine."	22 How many letter shapes can you make with your body?	23 Make up a rain dance.	24 Talk about ocean animals.	25 Have a teddy bear picnic.	26 Visit the library.	27 Read <u>Kindergarten Day</u> by Antoinette Portis.
28 Make a dandelion chain.	29 Read <u>The Ox Cart Man</u> by NH author Donald Hall.	30 Learn a joke.	31 Sing the "A B C" song.			